

# Garden Scavenger Hunt

## Explore the Bishop's Garden and the grounds and woodlands of the Washington National Cathedral

The Bishop's Garden is located just south of the Cathedral. It is part of the 59 acres of lawns, gardens and woodlands (surrounding the Cathedral) known as "the Close". The Bishop's Garden is historic. It reflects the medieval tradition of a walled garden and includes plants of historical significance - those of Biblical and Christian legend. The garden also contains native plants – those that grow naturally in our country.

The Bishop's Garden contains a variety of smaller gardens and plant beds, as well as historic artifacts. See how many of them you can find using the descriptions below and match them with the photos on the back of this page.

### Gardens and Plant Beds


- Finial Garden** – This corner of the Bishop's Garden includes a carved stone finial that fell from the top of the Cathedral during the earthquake in 2011.
- Rose Garden** – The rose beds surround a rectangle of lawn. This was part of the original design of the Bishop's Garden from 1926. Roses bloom from May to November.
- Hortulus** – The word "hortulus" means "little garden". The hortulus is bordered by boxwood, and it features plants and herbs that would have been planted over 1000 years ago. In the center of the Hortulus is a limestone font (surrounded by rosemary) that dates from the 9<sup>th</sup> century AD.
- Lower Perennial Border** – With a stone wall on one side, the Lower Perennial Border is a plant bed near Pilgrim Road that contains many blue and purple blooming annual and perennial plants. It is also called the "Blue Border".

### Sculpture and Artifacts

- Wayside Cross** – The cross is located in the center of the Bishops' Garden. The circle at the top of this sculpture contains IHS – the sacred monogram of Jesus.
- Sundial** – An old English sundial sits atop a stone capital from the ruins of a French Monastery and is surrounded by a planting bed.
- Prodigal Son Statue** – This granite sculpture sits below a weeping cherry tree. The noted sculptor Heinz Warneke created the statue between 1932 and 1939.
- George Washington Statue** – The bronze statue of George Washington on horseback stands atop a 15-foot tall granite pedestal near the entrance to the Olmsted Woods.

### Structures and Special Garden Features

- Shadow House** – The Bishop Garden's 8-sided gazebo is known as "Shadow House." It was built in 1927 using stones from President Grover Cleveland's former summer home – which was located nearby. A statue of Pan sits on a stone base near the entrance to Shadow House.
- Pool of St. Catherine** – This small pool, containing goldfish and water lily, was designed in the shape of a cross. You can see St. Catherine holding a wheel in the sculpture located in the wall above the pool.
- Samuel Yellin Gates** – Entering the Bishop's Garden from the Pilgrim Steps you pass through the iron gates inscribed with "They shall enter into peace that enter in at these gates." The gates were created by Samuel Yellin, the Philadelphia wrought iron master, in 1930.
- All Hallows Amphitheater** – This beautiful outdoor space for worship, contemplation and performance has curved stone wall benches and a stone stage.



1



2



3



4




5



6




7



8



9



10



11



12